

OBEDX-OBPM Integration Guide
Oracle Banking Electronic Data Exchange for Corporates
Patchset Release 14.7.1.0.0

Part No. F83119-01

May 2023

ORACLE®

ORACLE®

OBEDX-OBPM Integration Guide

May 2023

Oracle Financial Services Software Limited

Oracle Park

Off Western Express Highway

Goregaon (East)

Mumbai, Maharashtra 400 063

India

Worldwide Inquiries:

Phone: +91 22 6718 3000

Fax:+91 22 6718 3001

www.oracle.com/financialservices/

Copyright © 2018, 2023, Oracle and/or its affiliates. All rights reserved.

Oracle and Java are registered trademarks of Oracle and/or its affiliates. Other names may be trademarks of their respective owners.

U.S. GOVERNMENT END USERS: Oracle programs, including any operating system, integrated software, any programs installed on the hardware, and/or documentation, delivered to U.S. Government end users are “commercial computer software” pursuant to the applicable Federal Acquisition Regulation and agency-specific supplemental regulations. As such, use, duplication, disclosure, modification, and adaptation of the programs, including any operating system, integrated software, any programs installed on the hardware, and/or documentation, shall be subject to license terms and license restrictions applicable to the programs. No other rights are granted to the U.S. Government.

This software or hardware is developed for general use in a variety of information management applications. It is not developed or intended for use in any inherently dangerous applications, including applications that may create a risk of personal injury. If you use this software or hardware in dangerous applications, then you shall be responsible to take all appropriate failsafe, backup, redundancy, and other measures to ensure its safe use. Oracle Corporation and its affiliates disclaim any liability for any damages caused by use of this software or hardware in dangerous applications.

This software and related documentation are provided under a license agreement containing restrictions on use and disclosure and are protected by intellectual property laws. Except as expressly permitted in your license agreement or allowed by law, you may not use, copy, reproduce, translate, broadcast, modify, license, transmit, distribute, exhibit, perform, publish or display any part, in any form, or by any means. Reverse engineering, disassembly, or decompilation of this software, unless required by law for interoperability, is prohibited.

The information contained herein is subject to change without notice and is not warranted to be error-free. If you find any errors, please report them to us in writing.

This software or hardware and documentation may provide access to or information on content, products and services from third parties. Oracle Corporation and its affiliates are not responsible for and expressly disclaim all warranties of any kind with respect to third-party content, products, and services. Oracle Corporation and its affiliates will not be responsible for any loss, costs, or damages incurred due to your access to or use of third-party content, products, or services.

Table of Contents

1. About this Manual	1-1
1.1 Purpose	1-1
1.2 Audience.....	1-1
1.3 List of Chapters.....	1-1
1.4 Acronym & Abbreviation	1-1
2. Integration Guide	2-1
2.1 Introduction	2-1
2.2 Maintenance in OBEDX.....	2-1
2.3 Maintenance in OBPM.....	2-3

1. About this Manual

1.1 Purpose

This guide is to help with Integration of Oracle Banking Electronic Data Exchange for Corporates with Oracle Banking Payments.

1.2 Audience

This guide is primarily intended for the following user/user roles:

Role	Function
Implementation and IT Staff	Implementation and maintenance of the software

1.3 List of Chapters

Chapters	Description
Chapter 1	Provides information on the intended audience. It also lists the various chapters covered in this manual.
Chapter 2	This chapter helps you to Integrate Oracle Banking Electronic Data Exchange for Corporates with Oracle Banking Payments.

1.4 Acronym & Abbreviation

Following are some of the acronyms and abbreviations you are likely to find in the manual:

Abbreviation	Description
OBEDX	Oracle Banking Electronic Data Exchange for Corporates
OBPM	Oracle Banking Payments Management
OBRH	Oracle Banking Routing Hub

2. Integration Guide

2.1 Introduction

You can integrate Oracle Banking Electronic Data Exchange for Corporates with Oracle Banking Payments. This document briefs you about the specific steps needed for Integration of these two products and specific maintenances.

2.2 Maintenance in OBEDX

This section describes the specific maintenances needed for Oracle Banking Electronic Data Exchange for Corporates to integrate the same with Oracle Banking Payments.

1. **Modify Integration preferences**

Go to Electronic Data Exchange-->Maintenance-->Integration Preferences-->View Integration Preferences.

For Transaction Category: "Payment", there will be two entries for "Payments" as day 0, one for handoff and other for parsing.

OBEDX integrates with OBPM via SFTP for handoffs requests for file uploads. Modify the existing maintenance for handoff to add relevant details for SFTP.

Below are the mandatory entries for handoff maintenance that need to be updated

1. FTP Host - Host IP
2. FTP Port - Host Port
3. FTP Username - Valid user for accessing host
4. FTP Password - Valid password for accessing host
5. FTP File Path - Path on which handoff request file will be placed
6. Response File Path - Path from which handoff response file will be downloaded

Apart from above mentioned entries, you can also modify any other details as required for integrations with OBPM for your installation.

2. **Reopen 'EDXOutgoingInternal' & 'EDXIncomingInternal'** channels in Channel Maintenance and update the 'Folder Path' field. The folder path given should be created in the Network area.

Note: 'EDXOutgoingInternal' & 'EDXIncomingInternal' channels are created as a part of Day0 setup and should not be deleted as they are used for the integration between OBEDX and OBPM.

3. Handoff file to OBPM is sent in pain.001.001.06 format & response file is received in pain.002.001.06 format, hence 2 Formats Identifiers 'PAIN001V6' of type Handoff & 'PAIN002V6' of type Handoff Response is created as a part of Day0 setup and is advised not to delete/modify them.
4. Handoff files to OBPM are sent in a specific file naming convention, hence 'EdxHandoffPayments' filename template is created as a part of Day0 and is advised not to delete/modify.

Note: Details of pre-configured 'EdxHandoffPayments' file name template is as follows –

Field Name	Description
Free Field 1	Rename Field- HandoffName Constant Value - EDX
Format Identifier	Alphanumeric with Special Char
Transaction Name	Alphanumeric with Special Char
Free Field 2	Rename Field- Response Constant Constant Value - PAIN002V6
Date and Timestamp	DDMMYYHHMMSS
File Extension	xml

5. Response files from OBPM are received in a specific file naming convention, hence 'PaymentsHandoffResponse' filename template is created as a part of Day0 and is advised not to delete.

Note: Details of pre-configured 'EdxHandoffPayments' file name template is as follows –

Field Name	Description
Free Field 1	Rename Field- HandoffName Constant Value - EDX
Free Field 2	Rename Field- HandOffConstant Constant Value - PAIN001V6
Transaction Name	Alphanumeric with Special Char
Format Identifier	Alphanumeric with Special Char
Free Field 3	Rename Field- Timestamp Alphanumeric with Special Char
File Extension	XML

6. 3 Preconfigured Correlation rules for Payments are provided as a part of Day0 and is advised not to delete/modify.

FileLevelCorrelationRule is created at File Level on Message Id.

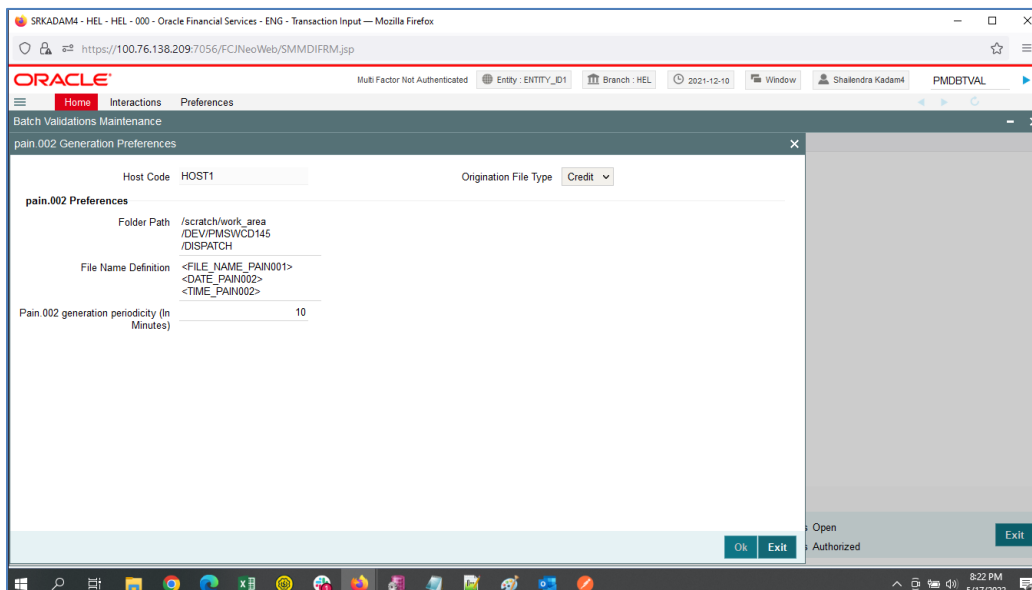
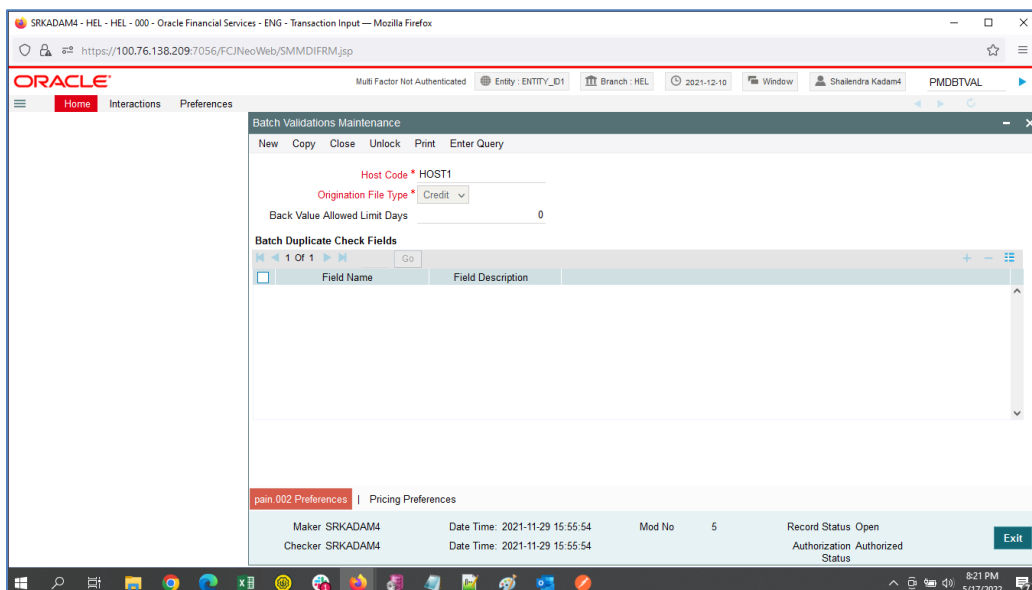
BatchLevelCorrelationRule is created at Batch Level on Payment Info Id.

RecordLevelCorrelationRule is created at Record Level on Transaction Reference Number.

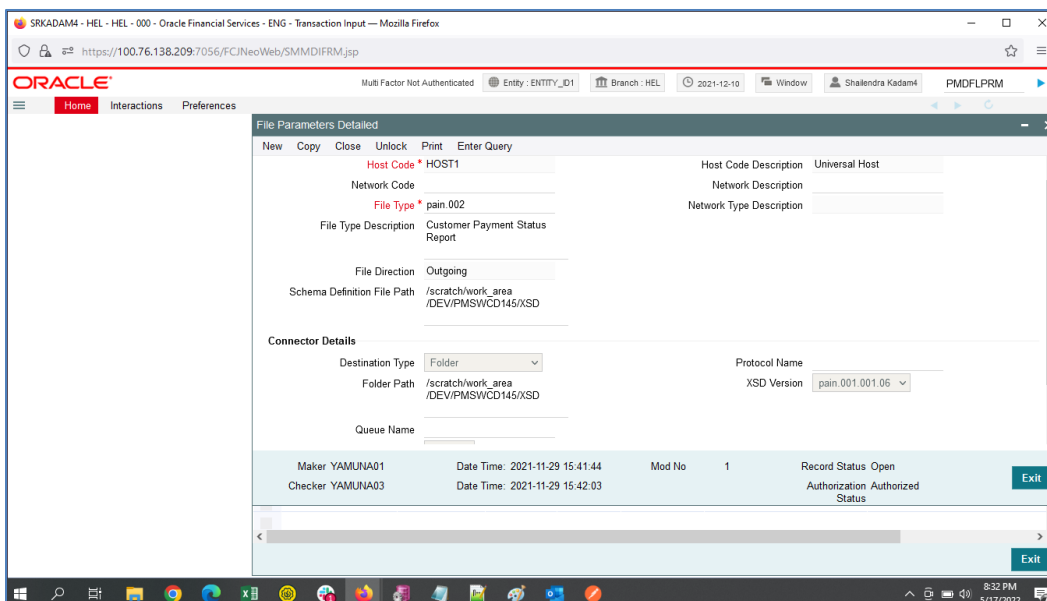
2.3 Maintenance in OBPM

Below maintenances need to be maintained in OBPM in Day0 to integrate with OBEDX.

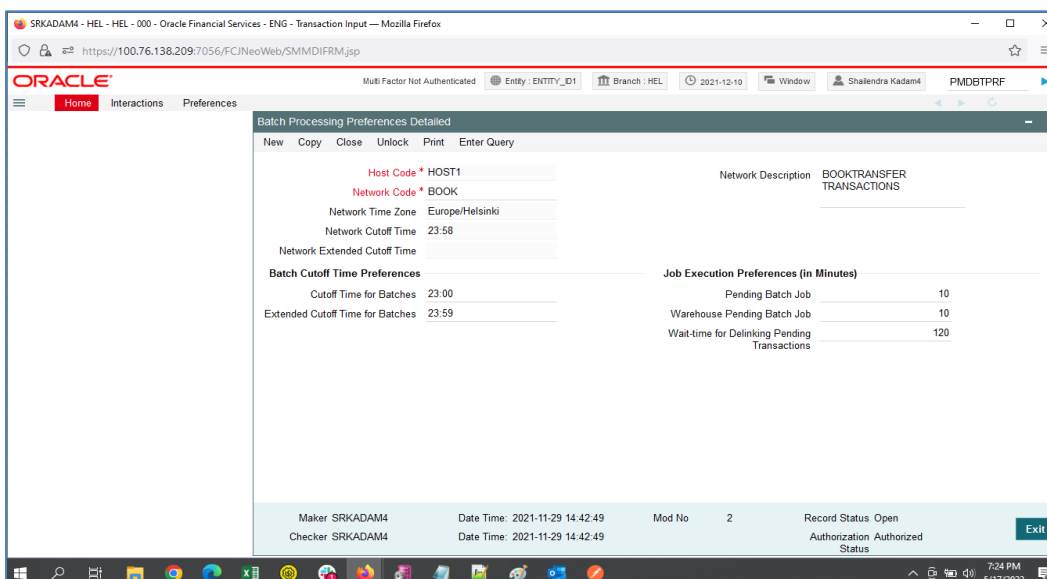
1. Maintenance for Pain 002 file name definition, Folder Path and Pain.002 file execution periodicity (in minutes) can be maintained in Batch Validation Maintenance & pain.002 preferences (PMDBTVAL).



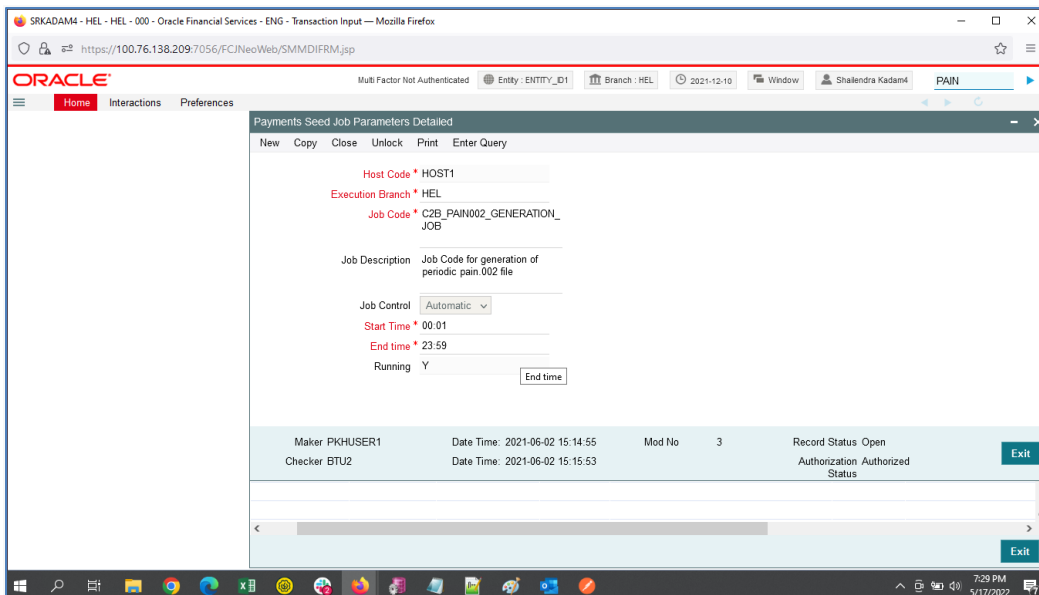
2. Parameter maintenance of Pain.002 such as XSD version, folder path, etc can be maintained in File Parameters Detailed Screen (PMDFLPRM).



3. Pain.002 file generation Preferences network wise (e.g., BOOK, STEP2, SWIFT) can be maintained in Batch Processing Preference Detailed Screen (PMDBTPRF).



4. Job Code for generation of Periodic Pain.002 file can be maintained in Payments Seed Job Parameters Detailed Screen (PMDSJBPR).



2.4 Maintenance in OBRH

This section describes the specific maintenances needed in OBRH for integration of OBEDX with OBPM.

Prerequisite – Consumer json import should be completed in OBRH. Please refer OBEDX-OBRH Integration Guide. (Maintenance in OBRH will be provided as a part of day0 configurations)

Find the OBEDX service consumer in routing hub (OBRH).

Select OBPM service provider and in the implementation section, edit host and port on which /PMReST/obpmrest/payments/fileenvelopeupload service is deployed.

